



3 Well Crystallisation Plate

SWISSCI

The new 3 Well Crystallisation Plate is a breakthrough for protein crystallisation presented in a 96-well plate format.

The plate was developed in collaboration with very experienced protein crystallographers. It is the result of many years of experience in successful robotic high-throughput crystallisation and combines many of the necessary features not earlier available to the crystallographer.

The new 3 Well crystallisation Plate offers unique properties that make it ideal for both nanolitre crystallisation screening and microliter optimisation alike. Made from optically superior polymer (UVP) and with a new design of the wells, the plate allows easy crystal viewing and retrieval.



The Advantages of the new 3 Well Crystallisation Plate

Easy crystal retrieval

Raised wide wells make the crystal mounting especially easy.

Easy viewing

The wells are a wide conical shape and have a lens effect for perfect illumination.

The micro-numbering ensures you will never get lost again (visible by microscope).

The optically superior polymer is UV transmissible and may be used to differentiate between salt and protein crystals.

Better sealing

Wide partition walls between the wells give plenty of area for good sealing with tape. No central bending occurs in this very robust structure.

Wide range of volumes

Typical volumes are 20 - 40 μ l of reservoir and 10 nl-5 μ l drop size. The 288 optical wells offer twice the number of experimental constructions

SBS standard

The plates are designed to the 96-well SBS standard for all common holders and external numbering (A-H, 1-12) with corner location make the plate easy to use in a robotic sampler.

The 3 Well plate is suitable for centrifugation.

The unique 3 drop protein crystallisation plate offers a new way of sitting-drop crystallography.

The 288 wells are optically perfect designed to observe crystals under a microscope.

The wells are tripled, providing an unique security of growing crystals.

3 Well plate features

Easy to fill 96-well structure - typically 30 μ l per buffer well

Standard SBS form for automation

Optically perfect wells with lens effect for a better view with microscope

Microscopic identifier within wells, simplifying the orientation under the microscope

Maximum volume of the buffer reservoir is 40 μ l, typically 5 μ l is used for the protein well filling

Grown crystals are easy to identify and to remove from well due to a low-binding polymer

Plate with 3 wells for each sample, better growing security with triplicates or the ability to use well two and well three as mixing stations.

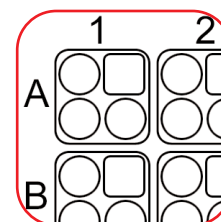
Wells fill without micro-droplets jumping out due to static effects

Wells can be individually sealed with a perfectly flat upper surface - there is a large land area designed to ensure integrity of each well section

The profile allows for easier storage

Low volume buffer well enables savings on reagents

Triplicates allow for 288 constructs per plate



Now available from:

